






















2024 NCAA X-C Division I Northeast Regional Championship

Hopkinton State Fairgrounds, Contoocook, NH

Race 2 - Men 10K - 10K

11/15/2024 - 12:00pm



















Team Results

Place	Team	Score	Team Time	Runner Avg	Avg Mile	5 Man Gap	Finish Order	Scoring Order
1	 Syracuse	75	2:31:31	30:19	4:53	0:50	2-8-18-19-28-51-57	2-8-18-19-28-51-57
2	 Harvard	97	2:31:49	30:22	4:54	1:18	1-10-15-35-36-50-76	1-10-15-35-36-50-76
3	 Cornell	106	2:32:24	30:29	4:55	1:03	5-13-20-27-41-43-44	5-13-20-27-41-43-44
4	 Iona	108	2:32:26	30:30	4:55	1:03	3-4-29-34-38-59-70	3-4-29-34-38-59-70
5	 Yale	183	2:34:08	30:50	4:58	0:55	22-24-25-45-67-77-83	22-24-25-45-67-77-83
6	 Providence	208	2:34:32	30:55	4:59	1:10	16-21-37-61-73-84	16-21-37-61-73-84
7	 UMass Amherst	229	2:34:58	31:00	5:00	1:14	17-31-33-68-80-91-102	17-31-33-68-80-90-101
8	 UMass Lowell	232	2:34:56	31:00	5:00	1:20	11-23-48-72-78-110-163	11-23-48-72-78-109-162
9	 Columbia	286	2:36:04	31:13	5:02	1:31	12-52-62-75-85-101-192	12-52-62-75-85-100-191
10	 Boston College	296	2:36:20	31:16	5:02	1:31	26-46-54-58-113-135-161	26-46-54-58-112-134-160
11	 Boston University	356	2:37:25	31:29	5:05	0:32	56-66-69-79-86-111-164	56-66-69-79-86-110-163
12	 Army West Point	369	2:37:17	31:28	5:04	2:51	6-40-71-88-165-168-194	6-40-71-88-164-167-192
13	 Stony Brook	432	2:38:43	31:45	5:07	1:24	47-60-93-98-137-197-250	47-60-92-97-136-195-247
14	 Dartmouth	453	2:39:01	31:49	5:08	1:36	32-82-104-107-131-133-144	32-82-103-106-130-132-143
15	 Maine	462	2:38:54	31:47	5:07	2:16	7-99-103-128-129-183-201	7-98-102-127-128-182-199
16	 Binghamton	473	2:39:22	31:53	5:08	1:23	42-63-109-130-132-180-234	42-63-108-129-131-179-231
17	 Northeastern	479	2:39:13	31:51	5:08	2:15	14-96-116-117-140-154-160	14-95-115-116-139-153-159
18	 Siena	501	2:39:46	31:58	5:09	1:16	55-64-120-127-138-175-188	55-64-119-126-137-174-187
19	 Colgate	502	2:39:38	31:56	5:09	1:29	49-74-100-134-148-162-198	49-74-99-133-147-161-196
20	 Brown	532	2:40:31	32:07	5:10	0:31	90-94-105-122-126-208-211	89-93-104-121-125-205-208
21	 Central Connecticut	614	2:41:23	32:17	5:12	1:42	65-81-141-153-177-178	65-81-140-152-176-177

Race 2 - Men 10K - 10K

11/15/2024 - 12:00pm

Team Results

Place	Team	Score	Team Time	Runner Avg	Avg Mile	5 Man Gap	Finish Order	Scoring Order
22	 New Hampshire	640	2:41:57	32:24	5:13	0:55	97-106-136-147-159-189-196	96-105-135-146-158-188-194
23	 Buffalo	667	2:42:26	32:30	5:14	2:34	53-108-112-186-214	53-107-111-185-211
24	 Vermont	672	2:42:29	32:30	5:14	0:47	118-123-125-139-172-202-203	117-122-124-138-171-200-201
25	 Wagner	681	2:42:32	32:31	5:14	1:22	92-121-142-146-185-204	91-120-141-145-184-202
26	 Hofstra	714	2:42:37	32:32	5:15	3:28	9-152-167-182-210-239	9-151-166-181-207-236
27	 Merrimack	756	2:43:35	32:43	5:16	0:43	124-145-149-169-174-191-219	123-144-148-168-173-190-216
28	 Marist	777	2:43:59	32:48	5:17	0:32	143-150-156-157-176-213-230	142-149-155-156-175-210-227
29	 Rhode Island	777	2:43:59	32:48	5:17	1:28	87-155-171-181-187-217-247	87-154-170-180-186-214-244
30	 Bryant	805	2:45:29	33:06	5:20	3:54	30-151-179-222-231	30-150-178-219-228
31	 Canisius	841	2:45:15	33:03	5:20	1:46	115-119-195-205-216-220-232	114-118-193-203-213-217-229
32	 Holy Cross	886	2:47:41	33:33	5:24	2:59	95-114-221-226-241	94-113-218-223-238
33	 Fordham	936	2:46:34	33:19	5:22	1:02	158-166-200-206-215-246	157-165-198-204-212-243
34	 Niagara	946	2:50:56	34:12	5:31	6:20	39-199-228-237-254-256	39-197-225-234-251-253
35	 Quinnipiac	1051	2:50:23	34:05	5:30	1:55	173-184-224-238-243-252-253	172-183-221-235-240-249-250
36	 Fairfield	1052	2:50:12	34:03	5:29	1:41	170-212-223-227-233-240-244	169-209-220-224-230-237-241
37	 Sacred Heart	1076	2:50:34	34:07	5:30	1:28	190-209-225-229-236-242-248	189-206-222-226-233-239-245
38	 LIU	1183	2:55:10	35:02	5:39	1:32	218-235-245-249-251-255	215-232-242-246-248-252
DNP	 St. Bonaventure		1:38:43	32:55	5:18		89-193-207	3 Runners

Race 2 - Men 10K - 10K

11/15/2024 - 12:00pm

Individual Results

Place	Name	Grade	Team	Time	Points
1	Graham Blanks	SR	Harvard	29:34.65	1
2	Sam Lawler	JR	Syracuse	29:52.47	2
3	Matt Rankin	JR	Iona	29:55.93	3
4	Lachlan Wellington	SR	Iona	29:56.89	4
5	Derek Amicon	SR	Cornell	29:59.85	5
6	Nathan Davis	JR	Army West Point	30:05.34	6
7	Luke Marsanskis	SR	Maine	30:07.47	7
8	Benne Anderson	FR	Syracuse	30:08.37	8
9	Abraham Longosiwa	JR	Hofstra	30:10.16	9
10	Shane Brosnan	JR	Harvard	30:12.20	10
11	Sean Kennedy-Wonn eberger	JR	UMass Lowell	30:14.77	11
12	Talha Syed	SR	Columbia	30:15.20	12
13	Damian Hackett	SR	Cornell	30:16.89	13
14	Benjamin Godish	SR	Northeastern	30:17.46	14
15	Sam Burgess	SO	Harvard	30:18.51	15
16	Michael Morgan	SR	Providence	30:18.71	16
17	Robert Carew	SR	UMass Amherst	30:21.88	17
18	Connor Ackley	FR	Syracuse	30:22.54	18
19	Alex Comerford	SR	Syracuse	30:24.56	19
20	Pierre Attiogbe	SO	Cornell	30:25.05	20
21	Patrick Thygesen	SR	Providence	30:27.60	21
22	Owen Karas	JR	Yale	30:30.48	22
23	Jan Wouter Van Den Akker	JR	UMass Lowell	30:32.28	23
24	Leo Brewer	SR	Yale	30:33.23	24
25	Kenan Pala	JR	Yale	30:34.82	25
26	Theodor Schucht	FR	Boston College	30:38.36	26
27	Jake Gelfand	JR	Cornell	30:39.32	27
28	Assaf Harari	JR	Syracuse	30:42.24	28
29	Aiden Coles	SO	Iona	30:44.17	29
30	Ryan Slaney	SR	Bryant	30:44.27	30
31	John Lucey	SR	UMass Amherst	30:46.89	31
32	Mac Hadden	SR	Dartmouth	30:47.92	32
33	Michael Norberg	SR	UMass Amherst	30:49.34	33
34	Nick Soldevere	SR	Iona	30:49.58	34
35	Joe Ewing	SR	Harvard	30:51.00	35
36	Ben Rosa	SR	Harvard	30:51.96	36
37	Cormac Dixon	FR	Providence	30:57.40	37
38	Tristan Coles	SO	Iona	30:58.61	38

Place	Name	Grade	Team	Time	Points
39	Braden York	SR	Niagara	30:59.02	39
40	Anthony Diaz	JR	Army West Point	31:01.61	40
41	Aryan Abbaraju	SO	Cornell	31:02.41	41
42	Josh Stone	SR	Binghamton	31:02.86	42
43	Tyler Canaday	JR	Cornell	31:03.44	43
44	Matthew O'Brien	SO	Cornell	31:04.17	44
45	Winslow Atkeson	SR	Yale	31:04.40	45
46	Edward Sullivan	JR	Boston College	31:04.79	46
47	Henry Gartner	SO	Stony Brook	31:05.35	47
48	William Benoit	SR	UMass Lowell	31:06.07	48
49	Owen Holland	SR	Colgate	31:06.76	49
50	Noah Ward	SR	Harvard	31:08.62	50
51	Ethan Wechsler	SR	Syracuse	31:09.57	51
52	Matt Gatune	JR	Columbia	31:10.81	52
53	Jacob Brink	JR	Buffalo	31:11.80	53
54	Steven Jackson	SR	Boston College	31:12.22	54
55	Collin Brown	FR	Siena	31:13.69	55
56	Alex Brown	SR	Boston University	31:14.71	56
57	Kamari Miller	JR	Syracuse	31:15.35	57
58	Will Purnell	JR	Boston College	31:16.07	58
59	Bradley Giblin	FR	Iona	31:16.52	59
60	Michael Hawkes	JR	Stony Brook	31:16.62	60
61	Liam Back	SR	Providence	31:19.07	61
62	Charlie Siebert	SR	Columbia	31:22.26	62
63	Andrew Rosenblatt	JR	Binghamton	31:23.04	63
64	Killian McNamee	SR	Siena	31:23.80	64
65	Brendan Mellitt	SR	Central Connecticut	31:24.16	65
66	Moritz Ebbeskotte	JR	Boston University	31:24.50	66
67	Varun Oberai	SR	Yale	31:24.58	67
68	Collin Catherwood	SO	UMass Amherst	31:24.62	68
69	Parker Schneider	JR	Boston University	31:24.97	69
70	Tadhg Donnelly	JR	Iona	31:25.37	70
71	Gavin Hansen	SO	Army West Point	31:27.56	71
72	Hunter Marion	SR	UMass Lowell	31:28.37	72
73	Shane Coffey	SR	Providence	31:28.54	73
74	Andrew McGraw	SO	Colgate	31:28.62	74
75	Edward Blaha	JR	Columbia	31:29.32	75
76	Will Brunner	FR	Harvard	31:30.80	76
77	Daegan Cutter	SO	Yale	31:33.37	77

Race 2 - Men 10K - 10K

11/15/2024 - 12:00pm

Individual Results

Place	Name	Grade	Team	Time	Points
78	Henry Farrington	SR	UMass Lowell	31:34.06	78
79	Daniel Hruska	FR	Boston University	31:34.21	79
80	Liam Ouellette	JR	UMass Amherst	31:35.05	80
81	Jake Ireland	SR	Central Connecticut	31:38.05	81
82	Ashton Bange	SO	Dartmouth	31:39.86	82
83	Braden King	JR	Yale	31:41.64	83
84	Liam McCay	FR	Providence	31:45.14	84
85	Gavin White	SR	Columbia	31:46.07	85
86	James American Horse	FR	Boston University	31:46.58	86
87	Garrett Hartline	SO	Rhode Island	31:46.82	87
88	Adam Furman	SO	Army West Point	31:46.89	88
89	Aiden Scattergood	JR	St. Bonaventure	31:49.66	
90	Justin Hickey	SR	Brown	31:51.22	89
91	Erik Unger	SO	UMass Amherst	31:52.16	90
92	Justin Morris	JR	Wagner	31:52.54	91
93	Steven Struk	SR	Stony Brook	31:53.68	92
94	Matthew Doherty	SO	Brown	31:54.27	93
95	William Schimitsch	SR	Holy Cross	31:54.65	94
96	Tyler Brogan	SR	Northeastern	31:56.51	95
97	Kevin Finn	SR	New Hampshire	31:56.90	96
98	Nick Tardugno	SR	Stony Brook	31:57.76	97
99	Ned Farrington	SR	Maine	31:58.21	98
100	Owen McMorrow	JR	Colgate	31:59.36	99
101	Walker Beverly	JR	Columbia	31:59.89	100
102	Will Kenney	SR	UMass Amherst	32:00.29	101
103	Charlie Collins	SO	Maine	32:02.60	102
104	Connor Foley	FR	Dartmouth	32:03.93	103
105	Sam Colton	SR	Brown	32:04.24	104
106	Zachary Hooper	JR	New Hampshire	32:04.42	105
107	Ben Williams	SR	Dartmouth	32:05.43	106
108	Matt Gensel	JR	Buffalo	32:06.29	107
109	Robert Mayclim	FR	Binghamton	32:06.77	108
110	Joseph Young	SR	UMass Lowell	32:07.05	109
111	Tucker Bowerfind	JR	Boston University	32:07.63	110
112	Evan Hilbert	SR	Buffalo	32:08.21	111
113	Jack Nauman	FR	Boston College	32:08.48	112
114	Liam Lyons	JR	Holy Cross	32:08.92	113
115	Kyle Urban	JR	Canisius	32:12.15	114

Place	Name	Grade	Team	Time	Points
116	Ryan Sarney	SO	Northeastern	32:12.86	115
117	Ryan Leslie	FR	Northeastern	32:13.47	116
118	Will Locke	SO	Vermont	32:15.18	117
119	Max Chew	SR	Canisius	32:16.10	118
120	Collin Clinton	SR	Siena	32:17.04	119
121	Maxime Ricci	JR	Wagner	32:18.31	120
122	Tommy Gaffey	SO	Brown	32:19.26	121
123	Bennett Harrison-Michaels	SO	Vermont	32:19.67	122
124	Ryan Dyer	SR	Merrimack	32:20.72	123
125	Elliot Hawley	SO	Vermont	32:20.92	124
126	John Farrell	JR	Brown	32:21.85	125
127	Colin Brunelle	FR	Siena	32:22.10	126
128	Fisher Macklin	SR	Maine	32:22.44	127
129	Connor Daigle	JR	Maine	32:22.84	128
130	Nick Thomas	FR	Binghamton	32:23.47	129
131	Evan Bork	JR	Dartmouth	32:23.86	130
132	Oliver Jibb	FR	Binghamton	32:24.98	131
133	David Jiang	FR	Dartmouth	32:26.88	132
134	John Griffith	JR	Colgate	32:27.62	133
135	Peter Fox	JR	Boston College	32:27.90	134
136	Peyton Ramsey	JR	New Hampshire	32:28.92	135
137	Thomas Burfeind	SR	Stony Brook	32:29.06	136
138	Christopher DeForest	SR	Siena	32:29.21	137
139	Jameson Sparks	JR	Vermont	32:30.47	138
140	Nico Boyle	FR	Northeastern	32:31.89	139
141	Mark Rodriguez	JR	Central Connecticut	32:32.85	140
142	Florian Hinry	JR	Wagner	32:33.19	141
143	Logan Schaeffler	FR	Marist	32:33.62	142
144	Max Miller	FR	Dartmouth	32:33.84	143
145	Reidar Aageson	FR	Merrimack	32:34.13	144
146	Johnny Sokoll	SR	Wagner	32:34.25	145
147	Joshua Lesniak	JR	New Hampshire	32:34.65	146
148	Nicholas Larson	SO	Colgate	32:35.17	147
149	Aidan Dupill	SO	Merrimack	32:37.90	148
150	Gabe Rodriguez	SR	Marist	32:40.55	149
151	Justin Shiffryn	JR	Bryant	32:41.12	150
152	Brian Beck	JR	Hofstra	32:41.88	151
153	Chris Abbey	JR	Central Connecticut	32:42.42	152

Race 2 - Men 10K - 10K

11/15/2024 - 12:00pm

Individual Results

Place	Name	Grade	Team	Time	Points
154	Kyle Sarney	SR	Northeastern	32:43.95	153
155	Nick Martin	SO	Rhode Island	32:47.34	154
156	Kieran Donnelly	JR	Marist	32:48.98	155
157	Tyler Perry	JR	Marist	32:49.97	156
158	Tadael Mihret	SO	Fordham	32:50.54	157
159	John Murphy	JR	New Hampshire	32:51.78	158
160	Ryan Gruczka	SO	Northeastern	32:52.03	159
161	Aidan Brancaccio	SO	Boston College	32:52.52	160
162	Owen DeMatt	SO	Colgate	32:52.98	161
163	Ethan Mashtare	SO	UMass Lowell	32:53.25	162
164	Karsen Vesty	SO	Boston University	32:54.14	163
165	Maximus Haynia	SO	Army West Point	32:55.52	164
166	Sean Reidy	SO	Fordham	32:55.75	165
167	William Thu	SO	Hofstra	32:56.67	166
168	Ben Sydel	FR	Army West Point	32:57.44	167
169	Billy Coakley	SR	Merrimack	32:58.77	168
170	Gabriel Montoya	FR	Fairfield	33:00.24	169
171	Lars Hogue	JR	Rhode Island	33:00.60	170
172	James Cilwik	JR	Vermont	33:01.96	171
173	Alex Saldana	FR	Quinnipiac	33:02.33	172
174	Jack Lombardi	SR	Merrimack	33:03.18	173
175	Jake Passalugo	FR	Siena	33:03.24	174
176	Jeremy Mbogo	SR	Marist	33:05.16	175
177	Michael Kraszewski	FR	Central Connecticut	33:05.48	176
178	Ryan McCauley	11	Central Connecticut	33:05.86	177
179	Nicholas Poulin	JR	Bryant	33:06.39	178
180	Austin Wefer	JR	Binghamton	33:07.91	179
181	Nathan Masi	SR	Rhode Island	33:09.86	180
182	Dan Torrillo	SO	Hofstra	33:10.20	181
183	Lucas Bergeron	SR	Maine	33:11.36	182
184	Slater Von Stetten	FR	Quinnipiac	33:12.41	183
185	Keegan Baluja	FR	Wagner	33:13.62	184
186	Gabe Cornfield	SO	Buffalo	33:14.28	185
187	Jesse Principe	FR	Rhode Island	33:14.35	186
188	Luke Tkaczyk	JR	Siena	33:14.86	187
189	Samuel Hilts	JR	New Hampshire	33:15.74	188
190	Michael Mason	SO	Sacred Heart	33:16.28	189
191	Michael Alleva	JR	Merrimack	33:16.48	190
192	Jack Casey	JR	Columbia	33:18.38	191

Place	Name	Grade	Team	Time	Points
193	William McCarthy	SO	St. Bonaventure	33:19.40	
194	Nick Yarad	FR	Army West Point	33:20.15	192
195	Patrick Garland	SR	Canisius	33:20.33	193
196	Porter Hurteau	FR	New Hampshire	33:22.29	194
197	Neel Chittur	SO	Stony Brook	33:24.32	195
198	Liam Davis	SO	Colgate	33:24.98	196
199	Luc DiFlavio	SO	Niagara	33:24.99	197
200	Darren Croke	JR	Fordham	33:25.21	198
201	Adam Bendetson	SO	Maine	33:26.71	199
202	Jacob Tremblay	JR	Vermont	33:27.30	200
203	Henry Nasse	FR	Vermont	33:27.54	201
204	Matteo Saulnier	JR	Wagner	33:27.55	202
205	Collin Rice	SR	Canisius	33:28.17	203
206	Bradford Duchesne	FR	Fordham	33:29.53	204
207	Casey Malloy	JR	St. Bonaventure	33:33.17	
208	Sebastian Margetts	SO	Brown	33:34.86	205
209	Matthew Vene	JR	Sacred Heart	33:36.97	206
210	Alex Walsh	FR	Hofstra	33:37.99	207
211	Colin Fisher	FR	Brown	33:41.43	208
212	Ryan Lindley	JR	Fairfield	33:42.86	209
213	Dennis Love	SO	Marist	33:43.19	210
214	Luke Stoeffler	JR	Buffalo	33:45.11	211
215	Lucas Rohde	FR	Fordham	33:52.47	212
216	Kevin Board	SR	Canisius	33:57.26	213
217	Owen Fleischer	FR	Rhode Island	34:09.82	214
218	Bryan Villafuerte	SR	LIU	34:11.18	215
219	Sean Moore	FR	Merrimack	34:17.14	216
220	Joseph Capuzzo	SO	Canisius	34:17.78	217
221	Quinn Salmon	SO	Holy Cross	34:18.26	218
222	Aiden Masse	JR	Bryant	34:19.08	219
223	Olli Muniz	SO	Fairfield	34:20.93	220
224	Andrew Woodbine	SR	Quinnipiac	34:21.41	221
225	Owen Delisle	JR	Sacred Heart	34:25.30	222
226	Robert Foster	FR	Holy Cross	34:25.99	223
227	Bryce Robinson	FR	Fairfield	34:26.30	224
228	Caleb Noble	JR	Niagara	34:26.65	225
229	Anthony Esposito	FR	Sacred Heart	34:31.51	226
230	Steven Viera	JR	Marist	34:34.45	227
231	Patrick O'Mahony	SR	Bryant	34:37.73	228

Race 2 - Men 10K - 10K

11/15/2024 - 12:00pm

Individual Results

Place	Name	Grade	Team	Time	Points
232	Brody Jones	JR	Canisius	34:38.44	229
233	Charlie Tessier	FR	Fairfield	34:40.76	230
234	Tim Smith	SO	Binghamton	34:41.53	231
235	Ryan Bailor	FR	LIU	34:42.94	232
236	Demetri Franzese	FR	Sacred Heart	34:43.37	233
237	Caleb Harman	SO	Niagara	34:45.94	234
238	Alessandro Tullo Alvarez	FR	Quinnipiac	34:49.26	235
239	John Ortiz	FR	Hofstra	34:52.39	236
240	Chase Orciuch	SO	Fairfield	34:52.84	237
241	John (Jack) Larkin	FR	Holy Cross	34:52.84	238
242	Jordan Leon	SR	Sacred Heart	34:56.35	239
243	Jackson Sennhenn	FR	Quinnipiac	34:57.00	240
244	Colin Shand	SO	Fairfield	34:59.08	241
245	Perry Balsamo	SR	LIU	35:01.08	242
246	Matthew McDevitt	FR	Fordham	35:10.00	243
247	Antonio Capalbo	SO	Rhode Island	35:10.92	244
248	Colin Trolio	FR	Sacred Heart	35:25.72	245
249	Darin Cofield	SR	LIU	35:32.34	246
250	John Fontanez	JR	Stony Brook	35:34.33	247
251	John Schwab	JR	LIU	35:42.29	248
252	Michael Strain	SO	Quinnipiac	36:06.96	249
253	Michael Dorunda	FR	Quinnipiac	36:39.21	250
254	Brendan Kelly	JR	Niagara	37:18.50	251
255	Tyrese Bowes	SR	LIU	38:15.29	252
256	Joshua Wolski	SR	Niagara	38:43.31	253
DNF	Noah Perryman	SO	Bryant		
DNF	Vincent Guaresimo	FR	Buffalo		
DNF	James Sullivan	SR	Central Connecticut		
DNF	Luke Coffin	SO	Providence		