






















2025 Hopkinton X-C Festival - HIGH SCHOOL

Hopkinton Fairgrounds

Race 1 - Girls Varsity 5k - 5K

10/11/2025 - 10:00 AM






Team Results

Place	Team	Score	Team Time	Runner Avg	Avg Mile	5 Man Gap	Finish Order	Scoring Order
1	 Phillips Exeter	45	1:36:06	19:14	6:12	1:49	3-4-9-17-20-24-27	3-4-9-13-16-20-23
2	 Oyster River	52	1:37:49	19:34	6:18	1:10	6-7-12-18-19-53	6-7-10-14-15-37
3	 Exeter	55	1:36:16	19:16	6:12	2:59	2-5-13-22-23-25-26	2-5-11-18-19-21-22
4	 Hopkinton	98	1:39:49	19:58	6:26	4:23	1-8-28-34-55-56-102	1-8-24-27-38-39-72
5	 Winnacunnet	157	1:45:34	21:07	6:48	2:56	15-29-42-46-77-105-108	12-25-32-34-54-73-76
6	 Coe-Brown	166	1:46:23	21:17	6:51	1:32	33-37-40-41-72-83-87	26-29-30-31-50-58-61
7	 Londonderry	205	1:49:28	21:54	7:03	3:08	21-47-58-71-91-99	17-35-41-49-63-70
8	 Portsmouth	211	1:49:25	21:53	7:03	1:30	36-59-62-67-73-82-95	28-42-43-47-51-57-67
9	 Moses Brown	220	1:50:09	22:02	7:06	1:10	45-63-64-65-75-81-98	33-44-45-46-52-56-69
10	 Merrimack Valley	277	1:54:16	22:52	7:22	2:04	52-76-78-93-97-122-128	36-53-55-65-68-82-87
11	 Kennett	345	2:00:06	24:02	7:44	2:01	85-86-101-107-120-127-133	59-60-71-75-80-86-90
12	 Laconia	357	2:01:37	24:20	7:50	3:34	57-106-111-121-124-138	40-74-78-81-84-92
13	 Plymouth Regional	370	2:03:44	24:45	7:58	4:07	70-90-123-129-131-137-139	48-62-83-88-89-91-93
14	 Belmont	371	2:02:15	24:27	7:53	2:18	92-94-109-114-126	64-66-77-79-85
DNP	 Dover		1:30:31	22:38	7:18		43-68-74-112	4 Runners
DNP	 Newfound Regional		1:34:00	23:30	7:34		31-103-104-115	4 Runners
DNP	 Fall Mountain		1:10:55	23:39	7:37		66-100-113	3 Runners
DNP	 Holy Family Academy		1:14:37	24:53	8:01		50-132-134	3 Runners
DNP	 Trinity		1:19:07	26:23	8:30		118-130-136	3 Runners
DNP	 Mascenic Regional		40:43	20:22	6:34		11-44	2 Runners
DNP	 Gilford		41:31	20:46	6:41		16-51	2 Runners

Race 1 - Girls Varsity 5k - 5K

10/11/2025 - 10:00 AM

Team Results

Place	Team	Score	Team Time	Runner Avg	Avg Mile	5 Man Gap	Finish Order	Scoring Order
DNP	 Wilton-Lyndeborough		45:26	22:43	7:19		54-96	2 Runners
DNP	 Winnisquam		46:00	23:00	7:25		79-80	2 Runners
DNP	 Moultonborough		49:19	24:40	7:57		14-140	2 Runners
DNP	St. Mary Bay View		19:19	19:19	6:13		10	1 Runner
DNP	 Raymond		21:00	21:00	6:46		39	1 Runner
DNP	 Mascoma Valley		24:40	24:40	7:57		110	1 Runner

Race 1 - Girls Varsity 5k - 5K

10/11/2025 - 10:00 AM

Individual Results

Place	Name	Grade	Team	Time	Points
1	Madeleine Lane	11	Hopkinton	17:23.06	1
2	Alexis Paterna	11	Exeter	17:23.84	2
3	Harper Peters	9	Phillips Exeter	18:19.20	3
4	Ava Bullock	12	Phillips Exeter	18:22.40	4
5	Brianna Paterna	11	Exeter	18:25.55	5
6	Olivia Kavanagh	10	Oyster River	18:56.41	6
7	Neely Roy	12	Oyster River	19:00.17	7
8	Maisie Emerson	10	Hopkinton	19:13.39	8
9	Norah Pratt	9	Phillips Exeter	19:17.96	9
10	Jackie Mattos	12	St. Mary Bay View	19:18.77	
11	Erin O'Shea	12	Mascenic Regional	19:33.52	
12	Madelyn Cook	11	Oyster River	19:40.63	10
13	Molly Kells	11	Exeter	19:41.58	11
14	Hailey Watts	10	Moultonborough	19:42.41	
15	Sofia Parisi	10	Winnacunnet	19:46.39	12
16	Maria Tilley	12	Gilford	19:48.58	
17	Alice Rourke	11	Phillips Exeter	19:58.84	13
18	Haley Bezanson	11	Oyster River	20:04.92	14
19	Jahrie Houle	12	Oyster River	20:06.33	15
20	Buddho Voelker	9	Phillips Exeter	20:07.37	16
21	Anna Laufersweiler	10	Londonderry	20:19.65	17
22	Izzie Bremer	11	Exeter	20:22.36	18
23	Eli Cross	11	Exeter	20:22.57	19
24	Mari Ciaschini	9	Phillips Exeter	20:24.15	20
25	Ashleigh MacEachem	10	Exeter	20:25.79	21
26	Madeline Poteet	12	Exeter	20:26.20	22
27	Annika Nystedt	10	Phillips Exeter	20:29.73	23
28	Rose Afferbach	11	Hopkinton	20:32.75	24
29	Hannah Curtin	9	Winnacunnet	20:38.13	25
30	Claire Wilhelm	10	Exeter	20:48.44	
31	Ceili Irving	12	Newfound Regional	20:48.66	
32	Lia Blitz	9	Phillips Exeter	20:51.45	
33	Hilary Wennberg	9	Coe-Brown	20:52.93	26
34	Ellison Gregory	9	Hopkinton	20:54.15	27
35	Sophia Butler	11	Phillips Exeter	20:54.33	
36	Sienna Metcalf	12	Portsmouth	20:54.67	28
37	Lily Travis	9	Coe-Brown	20:57.10	29
38	Madeline Ralabate	11	Exeter	20:58.70	
39	Leah Unger	10	Raymond	20:59.92	

Place	Name	Grade	Team	Time	Points
40	Annabelle Lovett	11	Coe-Brown	21:02.63	30
41	Eloise Hill	10	Coe-Brown	21:05.58	31
42	Molly ElRayess	10	Winnacunnet	21:05.79	32
43	Lily Fiorenza	11	Dover	21:06.52	
44	Kaitlin O'Shea	12	Mascenic Regional	21:08.75	
45	Skyler Maxwell	12	Moses Brown	21:20.55	33
46	Emily Arlington	10	Winnacunnet	21:21.33	34
47	Stella Dutton	10	Londonderry	21:26.02	35
48	Aubrey Zaines	10	Exeter	21:26.86	
49	Lena McRae	10	Exeter	21:30.95	
50	Maria Williams	9	Holy Family Academy	21:34.92	
51	Kylie Kelly	12	Gilford	21:41.89	
52	Reagan Jefferson	11	Merrimack Valley	21:42.73	36
53	Jillian Williams	10	Oyster River	21:43.56	37
54	Sydney Beam	10	Wilton-Lyndeborough	21:45.10	
55	Hannah Clarner	9	Hopkinton	21:45.63	38
56	Gywenh Buelte	9	Hopkinton	21:47.16	39
57	Jazmin LeClerc	10	Laconia	21:48.00	40
58	Ella DiBuono	12	Londonderry	21:51.22	41
59	Kelsey Campbell	12	Portsmouth	21:51.40	42
60	Casey Haas	10	Exeter	22:00.74	
61	Alexa Pacelli	9	Exeter	22:01.46	
62	Kayla Ryan	10	Portsmouth	22:05.43	43
63	Lola Baill	11	Moses Brown	22:05.88	44
64	Edie Lane	11	Moses Brown	22:06.02	45
65	Sadie Dougherty	10	Moses Brown	22:06.14	46
66	Cerys Gascoyne	12	Fall Mountain	22:06.97	
67	Ava Barrows	12	Portsmouth	22:08.76	47
68	Lily Glode	11	Dover	22:09.98	
69	Sophia Kelley	10	Exeter	22:11.20	
70	Madeline Ronci	10	Plymouth Regional	22:17.55	48
71	Harper LaBonte	11	Londonderry	22:23.31	49
72	Olivia Zadakis	12	Coe-Brown	22:24.26	50
73	Elsie Hoidal	9	Portsmouth	22:24.53	51
74	Jane Yun	11	Dover	22:26.58	
75	Nell Lorincz	12	Moses Brown	22:30.31	52
76	Emily Baca	11	Merrimack Valley	22:31.53	53
77	Isabella Stringer	10	Winnacunnet	22:41.98	54

Race 1 - Girls Varsity 5k - 5K

10/11/2025 - 10:00 AM

Individual Results

Place	Name	Grade	Team	Time	Points
78	Lily Moser	12	Merrimack Valley	22:47.11	55
79	Eloise Abbot	9	Winnisquam	22:58.17	
80	Eliza Allen	9	Winnisquam	23:01.45	
81	Sophia Mocco	12	Moses Brown	23:01.59	56
82	Chloe Carter	11	Portsmouth	23:04.79	57
83	Riley Trested	9	Coe-Brown	23:06.26	58
84	Caroline Bowie	9	Exeter	23:08.44	
85	Lorelai Desharnais	10	Kennett	23:09.50	59
86	Nia Lajoie	12	Kennett	23:10.11	60
87	Meredith Kerivan	12	Coe-Brown	23:18.19	61
88	Jade Dixon	10	Exeter	23:18.40	
89	Miranda Woods	10	Exeter	23:19.59	
90	Lorelai Fuller	9	Plymouth Regional	23:22.24	62
91	Bridget Quinlan	9	Londonderry	23:26.97	63
92	Jenna Laramie	10	Belmont	23:27.24	64
93	Brylee Flood	9	Merrimack Valley	23:27.31	65
94	Hailey Clairmont	12	Belmont	23:31.84	66
95	Lilli Cosgrove	9	Portsmouth	23:32.99	67
96	Paisley Silva	8	Wilton-Lyndeborough	23:40.57	
97	Emma Geoffroy	10	Merrimack Valley	23:46.45	68
98	Nathalie Kunathai	10	Moses Brown	23:46.69	69
99	Bella Mulhern	12	Londonderry	23:47.88	70
100	Ellsie Martin	10	Fall Mountain	23:57.38	
101	Jeweliana Gorham	12	Kennett	24:04.92	71
102	Madeline Sommers	9	Hopkinton	24:06.54	72
103	Reece Cutting	12	Newfound Regional	24:06.99	
104	Addison Alpers	12	Newfound Regional	24:09.81	
105	Cailan Field	10	Winnacunnet	24:18.71	73
106	Abby Dea	9	Laconia	24:30.38	74
107	Lily Mudgett	10	Kennett	24:31.40	75
108	Annika Johnson	10	Winnacunnet	24:35.95	76
109	Lyla McSheffrey	11	Belmont	24:37.17	77
110	Isabella Currier	11	Mascoma Valley	24:39.92	
111	Eden Stokes	9	Laconia	24:43.13	78
112	Janelle Poulin	11	Dover	24:47.87	
113	Emma Gascoyne	10	Fall Mountain	24:50.36	
114	Riley Degange	12	Belmont	24:53.90	79
115	Charlotte Kaempfer	11	Newfound Regional	24:54.27	

Place	Name	Grade	Team	Time	Points
116	Molly Ruffus	10	Winnacunnet	24:57.88	
117	Anabel Smith	9	Portsmouth	25:04.86	
118	Izzy Foden	11	Trinity	25:07.62	
119	Beatrice Dapice	10	Hopkinton	25:08.51	
120	Bailey Light	11	Kennett	25:10.05	80
121	Maddison Grant	11	Laconia	25:13.25	81
122	Susanna Miller	9	Merrimack Valley	25:16.01	82
123	Ellie Gaw	9	Plymouth Regional	25:20.44	83
124	Remy Bassett	11	Laconia	25:21.27	84
125	Lucy Beardmore	11	Hopkinton	25:35.49	
126	Violet Smith	11	Belmont	25:44.80	85
127	Jenna Burnell	11	Kennett	26:05.51	86
128	Illianna Wesson	10	Merrimack Valley	26:16.82	87
129	Eleanor Wendelboe	9	Plymouth Regional	26:19.21	88
130	Sophia Sarracco	11	Trinity	26:23.18	
131	Maggie Pitman	12	Plymouth Regional	26:24.46	89
132	Celeste Williams	7	Holy Family Academy	26:25.77	
133	Lizzy Robbins	11	Kennett	26:26.46	90
134	Mikayla Szulc	9	Holy Family Academy	26:35.51	
135	Elysium Partridge	9	Merrimack Valley	26:43.00	
136	Tyana Greenidge	9	Trinity	27:35.56	
137	Eva Delacruz	9	Plymouth Regional	27:48.57	91
138	Piper Jean	9	Laconia	28:06.57	92
139	Courtney Sabato	12	Plymouth Regional	29:05.24	93
140	Emilee White	7	Moultonborough	29:35.64	
DQ	Brianne Lynch	9	Portsmouth		